

██████████
██████████
██████████

██████████

ML-12

12V/24V HID Equipment Flood Light - ML-12 - 3200 Lumens - Rotating, Tilting Magnetic Base

Product ID: 412

Please see last page for supporting documentation for this product(certificates, CAD files & drawings, IES files, wiring diagrams, etc).



██████████ manufactures a wide variety of products, including custom built to spec designs. The pictures displayed for this unit are a general representation of form factor for the product line and may not accurately represent this exact configuration in every detail due to custom builds and changes between similar products in our standard catalog. The specifics for this configuration are listed in the specification table and supporting documentation (CAD files, Dimensional Drawing, Name Plate Diagram, Wiring Diagram, etc.). This means that specific details (receptacles, plugs, wires, connections, mounting brackets, external finishes, etc.) may not be accurately represented in images vs specifications. Please review specifications and do not order based solely on images.

High Intensity Discharge (HID) Equipment Light - 4X4 inch lens - black - internal ballast - adjustable magnetic base with 200lbs of magnetic grip - FLOOD PATTERN 190`X160`


- * Ballast & Igniter incorporated into lamp housing for easy installation
- * 35W Xenon D2S bulb
- * Heavy duty cast aluminum construction with durable black powder coat finish
- * 5 inch diameter, 200lb grip magnetic base - rotates and tilts - holds position
- * Uses common 12VDC or 24VDC power (light automatically senses voltage and adapts)
- * Over 50% less energy consumption compared to conventional lighting
- * Average current draw @12VDC: Start: 4.8 amp, Run: 3.3 amp (in under 60 sec)
- * Average current draw @24VDC: Start: 2.4 amp, Run: 1.7 amp (in under 60 sec)
- * Applications include automotive, RV, ATV, motorcycle, marine, emergency service and industrial use
- * Hinge bracket with 3/8 inch stud mount enables operator to adjust tilt angle of the light
- * Off-Road tested
- * Dust and water resistant design
- * Dimensions - 4 inch square lens and 6 inches in length; weight 3lbs 4 oz
- * Comes complete with 1 light, ballast, starter and wiring harness

[REDACTED]


* Flood beam pattern (190`L x 160`W)

* Includes detachable 12 foot coil cord with cigarette plug. 2 pin Deutsch connectors used to detach and attach the cord.






Frequently Asked Questions (FAQ)




[REDACTED]



[REDACTED]




██████████
██████████
██████████



██████████
██████████
██████████




██████████
██████████
██████████



██████████
██████████
██████████




[Redacted]



[Redacted]

ML-12
Product ID: 412

Harmonized System (HS) Code: 8512.20.2080
Export Control Classification Number (ECCN): EAR99



Links (Click on the below items to view):

- [Operations Manual](#)
- [HigResPic1](#)
- [HigResPic2](#)
- [HigResPic3](#)
- [HigResPic4](#)
- [HigResPic5](#)
- [HigResPic6](#)
- [HigResPic7](#)
- [HigResPic8](#)
- [HigResPic9](#)
- [HigResPic10](#)
- [ISO 9001 Certification](#)
- [Business Certificate](#)
- [Shipping Time Map](#)